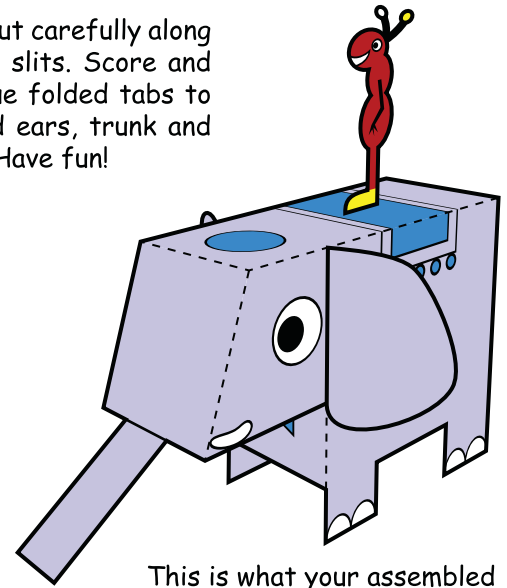

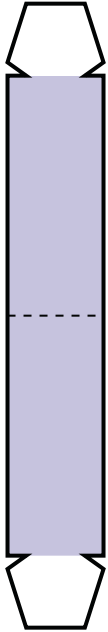
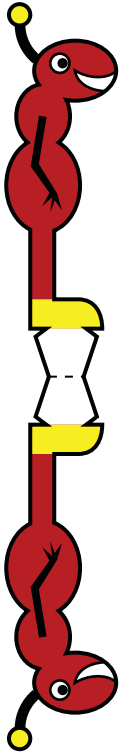


Print template on sturdy paper. Cut carefully along solid black outline and indicated slits. Score and fold on dotted lines. Tape or glue folded tabs to the insides. Attached assembled ears, trunk and Chiti pieces into slits with tabs. Have fun!

www.HathiChiti.com



This is what your assembled Hathi Chiti Paper Foldable should look like!

