




Print. Cut. Fold. Tape.

Tape leg sides together

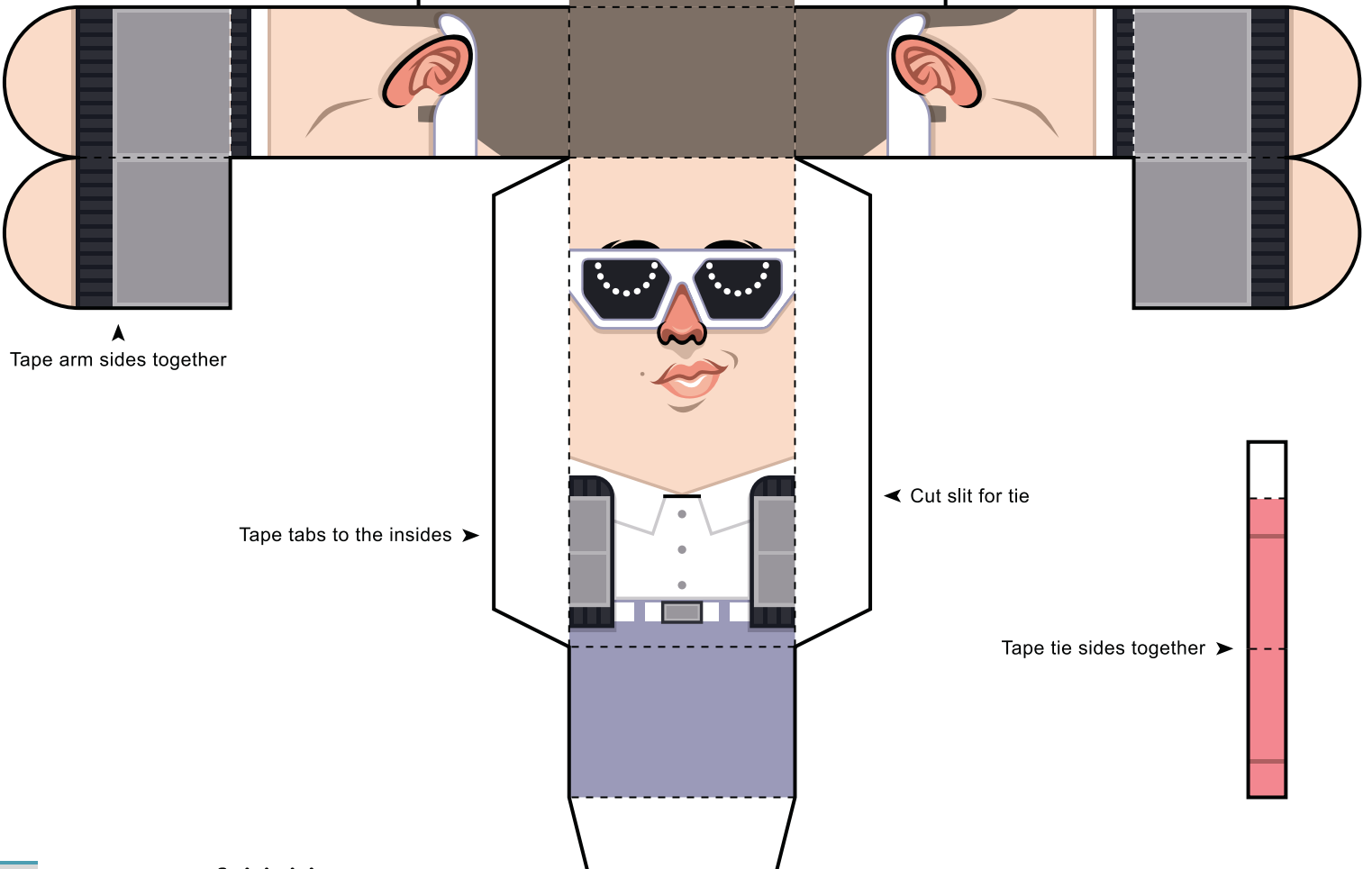
Cut along solid black outline

Tape head side to white area



*This is what your assembled  
KEY NISH Paper Foldable  
should look like!*

Fold on dotted lines



Tape arm sides together


Tape tabs to the insides

Cut slit for tie

Tape tie sides together



Print. Cut. Fold. Tape.



*This is what your assembled  
**KEV NISH with Space Helmet**  
Paper Foldable should look like!*

Cut along solid black outline ➤

Cut this area out

Fold on dotted lines

Cut this area out

← Tape tabs to the insides

